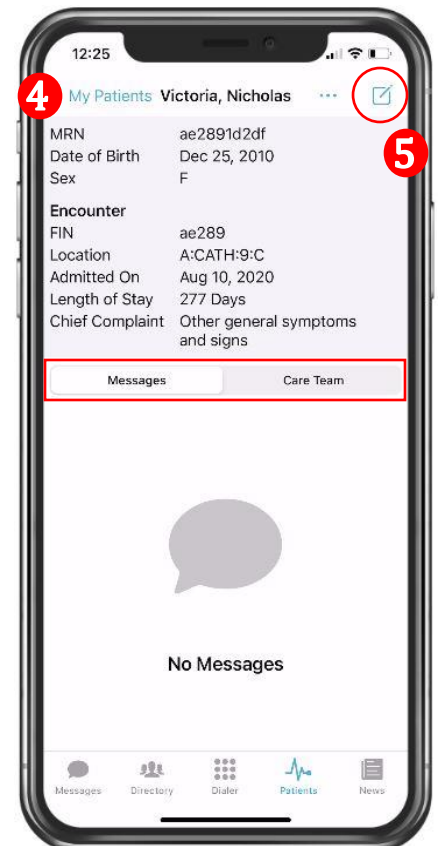
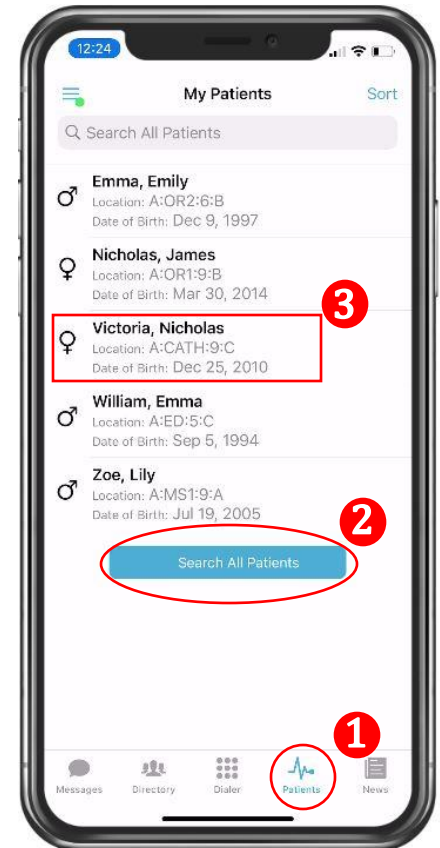


## Patient Centered Messaging (PCM) and Workflow

1. Select **Patients** from the navigation menu.
2. Select the patient from your **My Patients** view
3. Click **Search All Patients** to locate a patient you are not currently assigned to.
4. The patient's information will display.
  - Messages display a full history of messages sent associated with the patient
  - Care Team display a list of individuals assigned to the patient's care.
5. Select the conversation icon in the top right to compose a message.
  - **Message Care Team** allow you to message all individuals assigned to the patient.
  - **Message Regarding Patient** will allow you to message another user with this patient attached.




## Patient Centered Messaging (PCM) and Workflow *continued*

A patient can be linked to a message conversation outside the Patients tab.

### Option #1

1. Compose a new message with a message type that has a patient field.
2. Select the patient field to choose a patient.

### Option #2

1. Select an existing message from your Messages Tab.
2. Click the three-dot icon  at the top of the message.
3. Choose **Associate With Patient** and select a patient.

